

# B.Ed. Feedback Analysis Report

Academic Year: 2016-2017

## Parameters Used for Analysis:

1. Suitability of the syllabus content
2. Whether it is on par with the course title and latest trends.
3. Rate depth of the syllabus.
4. Rate the size of the syllabus in terms of load on the student.
5. Sequence of chapters.
6. The teacher encourages participation and discussion in classes & friendliness.
7. The teacher uses modern teaching aids, hand outs, suitable references power point presentation, web-resources, etc.
8. The teacher is available and accessible in the Department.
9. The evaluation process is fair and unbiased and timely.
10. I have learnt and understood the subject material/s in this course.

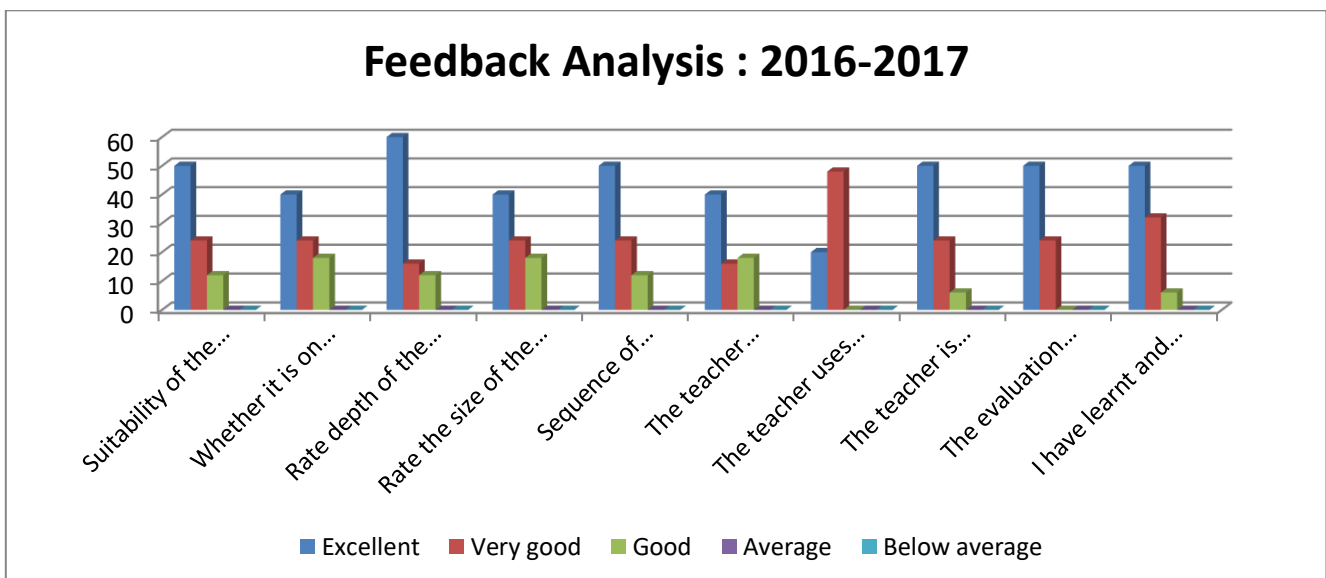
## Student's Details: (details only for internal information)

Total No. of Students	:	100
Feedback forms required	:	40
Feedback forms received	:	6

## Analysis Data :

2016-2017	1	2	3	4	5	6	7	8	9	10
<b>Excellent</b>	50	40	60	40	50	40	20	50	50	50
<b>Very Good</b>	24	24	16	24	24	16	48	24	24	32
<b>Good</b>	12	18	12	18	12	18	0	6	0	6
<b>Average</b>	0	0	0	0	0	0	0	0	0	0
<b>Bad</b>	0	0	0	0	0	0	0	0	0	0

Note: columns 1, 2, 3...10 of above table represents parameters used for analysis



## Academic Year: 2017-2018

### Parameters Used for Analysis:

1. Suitability of the syllabus content
2. Whether it is on par with the course title and latest trends.
3. Rate depth of the syllabus.
4. Rate the size of the syllabus in terms of load on the student.
5. Sequence of chapters.
6. The teacher encourages participation and discussion in classes & friendliness.
7. The teacher uses modern teaching aids, hand outs, suitable references power point presentation, web-resources, etc.
8. The teacher is available and accessible in the Department.
9. The evaluation process is fair and unbiased and timely.
10. I have learnt and understood the subject material/s in this course.

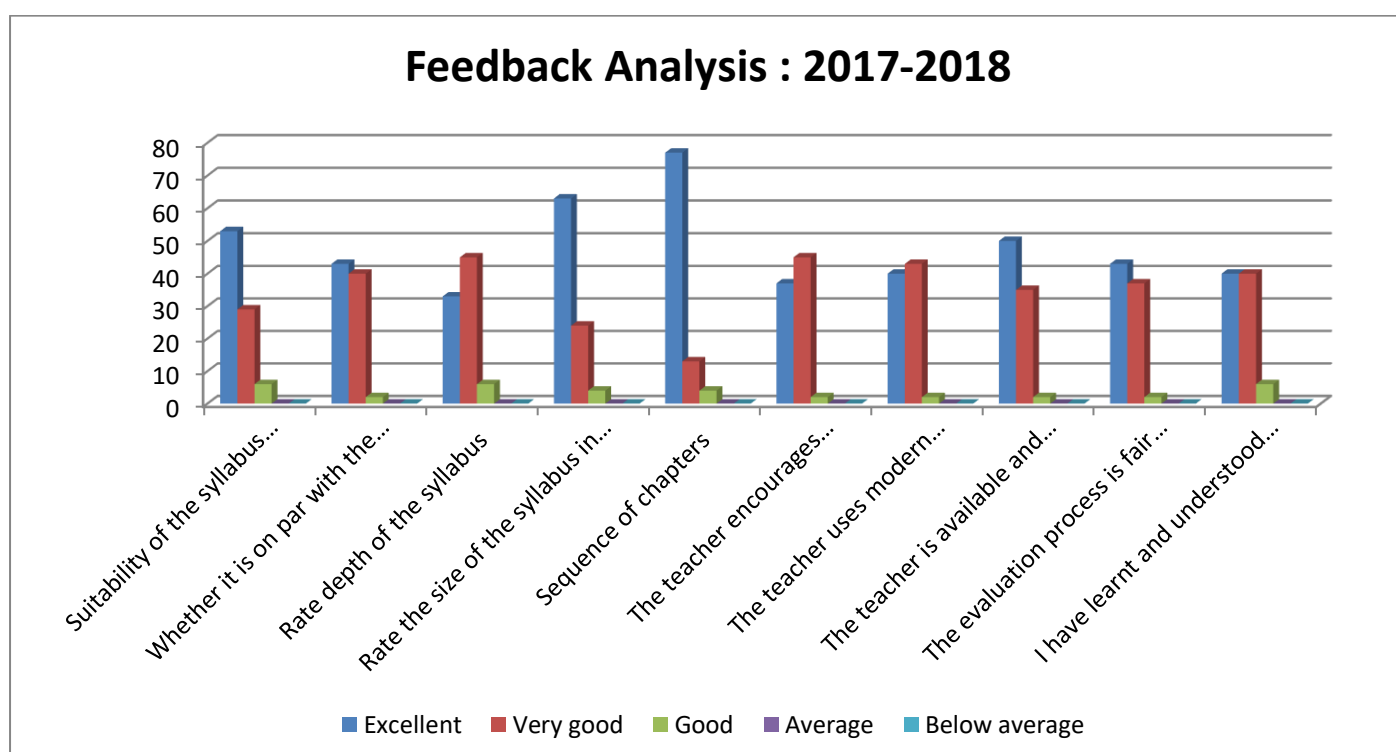
### Student's Details: (details only for internal information)

Total No. of Students	:	104
Feedback forms required	:	42
Feedback forms received	:	9

### Analysis Data :

2017-2018	1	2	3	4	5	6	7	8	9	10
<b>Excellent</b>	53	43	33	63	77	37	40	50	43	40
<b>Very Good</b>	29	40	45	24	13	45	43	35	37	40
<b>Good</b>	6	2	6	4	4	2	2	2	2	6
<b>Average</b>	0	0	0	0	0	0	0	0	0	0
<b>Bad</b>	0	0	0	0	0	0	0	0	0	0

Note: columns 1, 2, 3...10 of above table represents parameters used for analysis



**Parameters Used for Analysis:**

1. Suitability of the syllabus content
2. Whether it is on par with the course title and latest trends.
3. Rate depth of the syllabus.
4. Rate the size of the syllabus in terms of load on the student.
5. Sequence of chapters.
6. The teacher encourages participation and discussion in classes & friendliness.
7. The teacher uses modern teaching aids, hand outs, suitable references power point presentation, web-resources, etc.
8. The teacher is available and accessible in the Department.
9. The evaluation process is fair and unbiased and timely.
10. I have learnt and understood the subject material/s in this course.

**Student's Details: (details only for internal information)**

Total No. of Students : 102

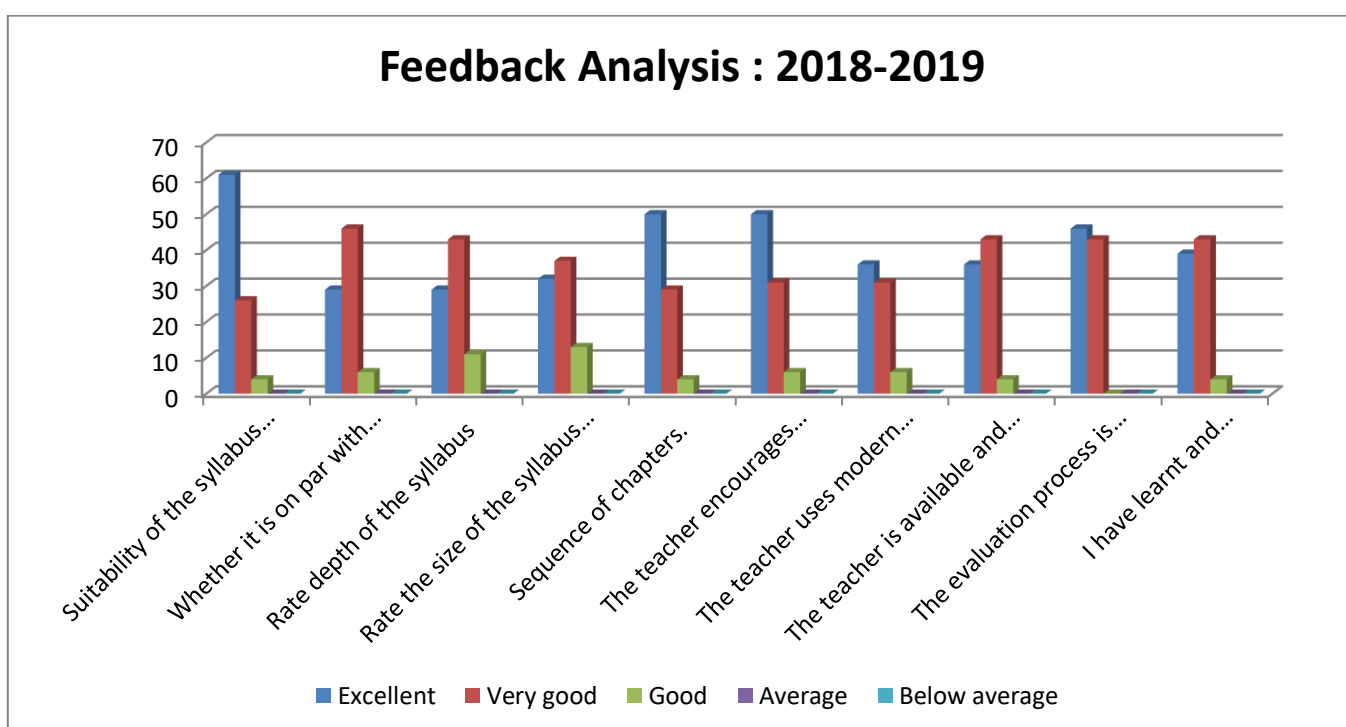
Feedback forms required : 41

Feedback forms received : 6

**Analysis Data :**

2018-2019	1	2	3	4	5	6	7	8	9	10
<b>Excellent</b>	61	29	29	32	50	50	36	36	46	39
<b>Very Good</b>	26	46	43	37	29	31	31	43	43	43
<b>Good</b>	4	6	11	13	4	6	6	4	0	4
<b>Average</b>	0	0	0	0	0	0	0	0	0	0
<b>Bad</b>	0	0	0	0	0	0	0	0	0	0

Note: columns 1, 2, 3...10 of above table represents parameters used for analysis



**Parameters Used for Analysis:**

1. Suitability of the syllabus content
2. Whether it is on par with the course title and latest trends.
3. Rate depth of the syllabus.
4. Rate the size of the syllabus in terms of load on the student.
5. Sequence of chapters.
6. The teacher encourages participation and discussion in classes & friendliness.
7. The teacher uses modern teaching aids, hand outs, suitable references power point presentation, web-resources, etc.
8. The teacher is available and accessible in the Department.
9. The evaluation process is fair and unbiased and timely.
10. I have learnt and understood the subject material/s in this course.

**Student's Details: (details only for internal information)**

Total No. of Students : 112

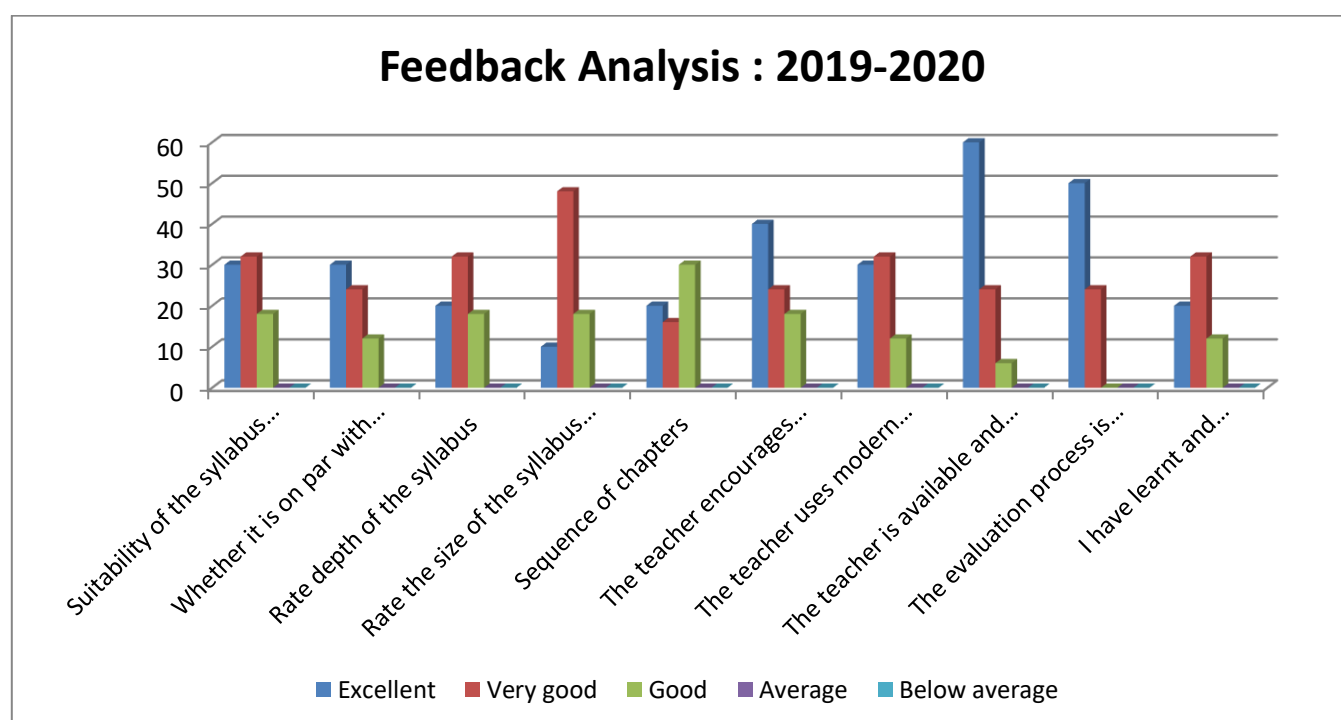
Feedback forms required : 45

Feedback forms received : 6

**Analysis Data :**

2016-2017	1	2	3	4	5	6	7	8	9	10
<b>Excellent</b>	30	30	20	10	20	40	30	60	50	20
<b>Very Good</b>	32	24	32	48	16	24	32	24	24	32
<b>Good</b>	18	12	18	18	30	18	12	6	0	12
<b>Average</b>	0	0	0	0	0	0	0	0	0	0
<b>Bad</b>	0	0	0	0	0	0	0	0	0	0

Note: columns 1, 2, 3...10 of above table represents parameters used for analysis



# M.Ed. Feedback Analysis Report

*Academic Year: 2015-2016*

## Parameters Used for Analysis:

1. Suitability of the syllabus content
2. Whether it is on par with the course title and latest trends.
3. Rate depth of the syllabus.
4. Rate the size of the syllabus in terms of load on the student.
5. Sequence of chapters.
6. The teacher encourages participation and discussion in classes & friendliness.
7. The teacher uses modern teaching aids, hand outs, suitable references power point presentation, web-resources, etc.
8. The teacher is available and accessible in the Department.
9. The evaluation process is fair and unbiased and timely.
10. I have learnt and understood the subject material/s in this course.

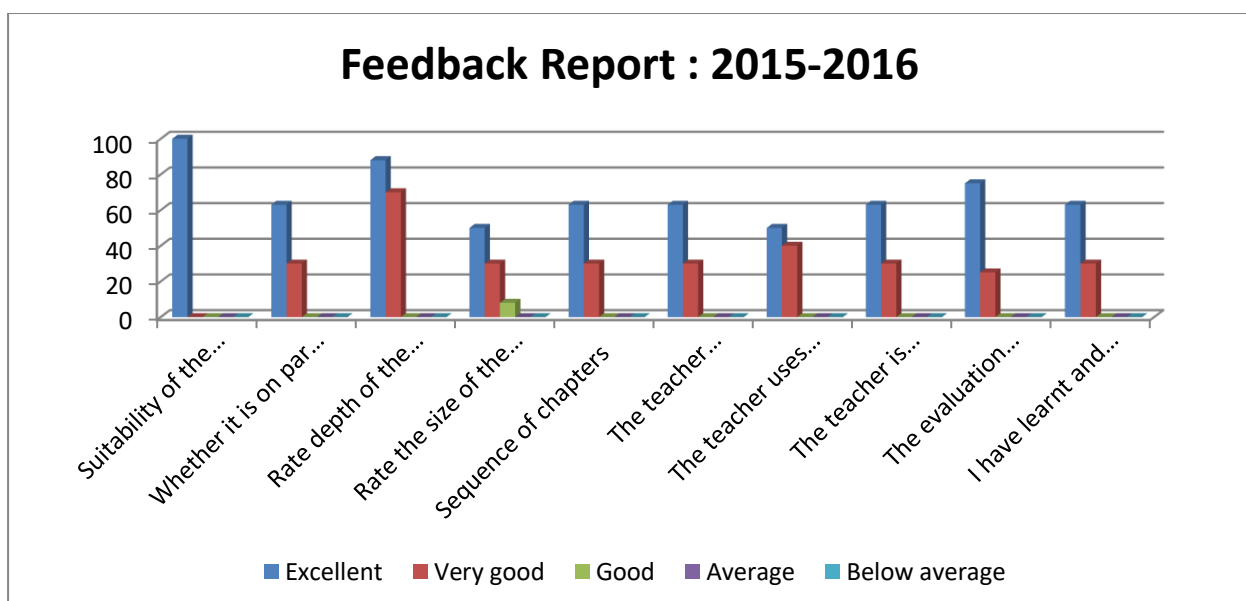
## Student's Details: (details only for internal information)

Total No. of Students	:	28
Feedback forms required	:	12
Feedback forms received	:	4

## Analysis Data :

2015-2016	1	2	3	4	5	6	7	8	9	10
<b>Excellent</b>	100	63	88	50	63	63	50	63	75	63
<b>Very Good</b>	0	30	70	30	30	30	40	30	25	30
<b>Good</b>	0	0	0	8	0	0	0	0	0	0
<b>Average</b>	0	0	0	0	0	0	0	0	0	0
<b>Bad</b>	0	0	0	0	0	0	0	0	0	0

Note: columns 1, 2, 3...10 of above table represents parameters used for analysis



## Academic Year: 2016-2017

### Parameters Used for Analysis:

1. Suitability of the syllabus content
2. Whether it is on par with the course title and latest trends.
3. Rate depth of the syllabus.
4. Rate the size of the syllabus in terms of load on the student.
5. Sequence of chapters.
6. The teacher encourages participation and discussion in classes & friendliness.
7. The teacher uses modern teaching aids, hand outs, suitable references power point presentation, web-resources, etc.
8. The teacher is available and accessible in the Department.
9. The evaluation process is fair and unbiased and timely.
10. I have learnt and understood the subject material/s in this course.

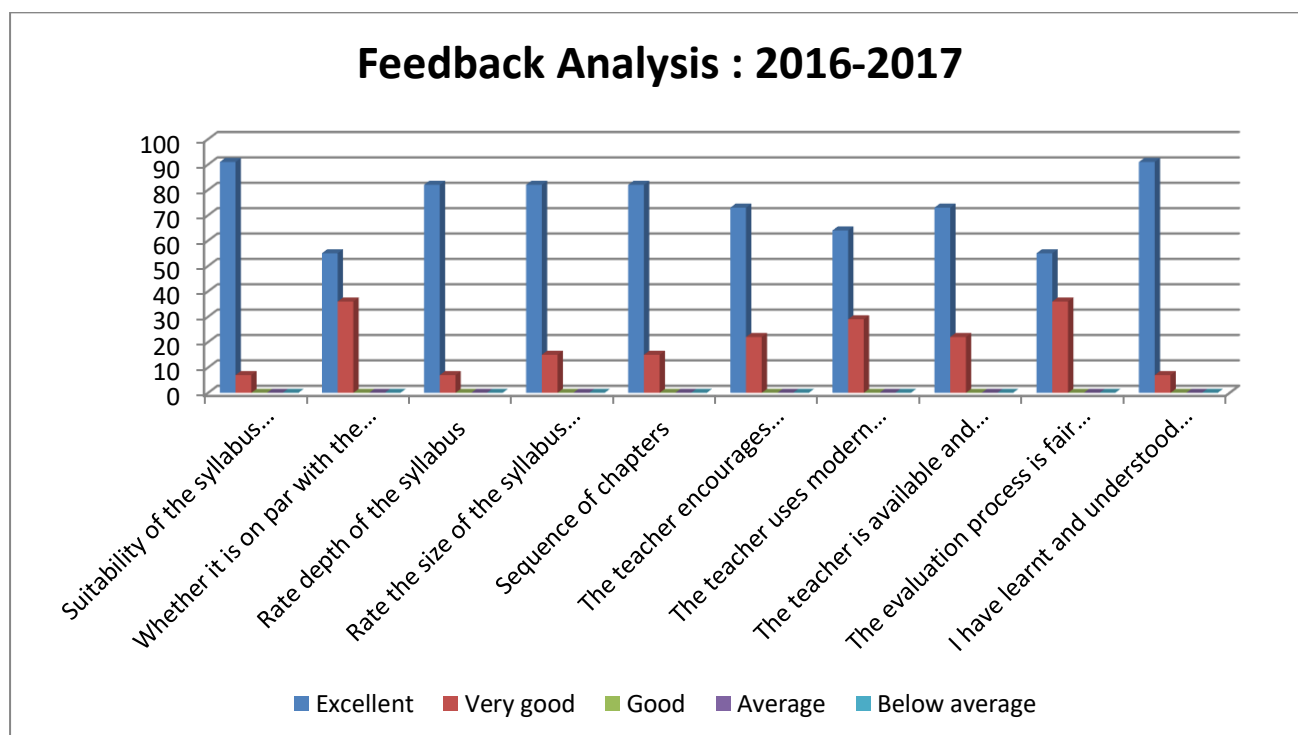
### Student's Details: (details only for internal information)

Total No. of Students	:	9
Feedback forms required	:	4
Feedback forms received	:	1

### Analysis Data :

2016-2017	1	2	3	4	5	6	7	8	9	10
<b>Excellent</b>	91	55	82	82	82	73	64	73	55	91
<b>Very Good</b>	7	36	7	15	15	22	29	22	36	7
<b>Good</b>	0	0	0	0	0	0	0	0	0	0
<b>Average</b>	0	0	0	0	0	0	0	0	0	0
<b>Bad</b>	0	0	0	0	0	0	0	0	0	0

Note: columns 1, 2, 3...10 of above table represents parameters used for analysis



## *Academic Year: 2017-2018*

### Parameters Used for Analysis:

1. Suitability of the syllabus content
2. Whether it is on par with the course title and latest trends.
3. Rate depth of the syllabus.
4. Rate the size of the syllabus in terms of load on the student.
5. Sequence of chapters.
6. The teacher encourages participation and discussion in classes & friendliness.
7. The teacher uses modern teaching aids, hand outs, suitable references power point presentation, web-resources, etc.
8. The teacher is available and accessible in the Department.
9. The evaluation process is fair and unbiased and timely.
10. I have learnt and understood the subject material/s in this course.

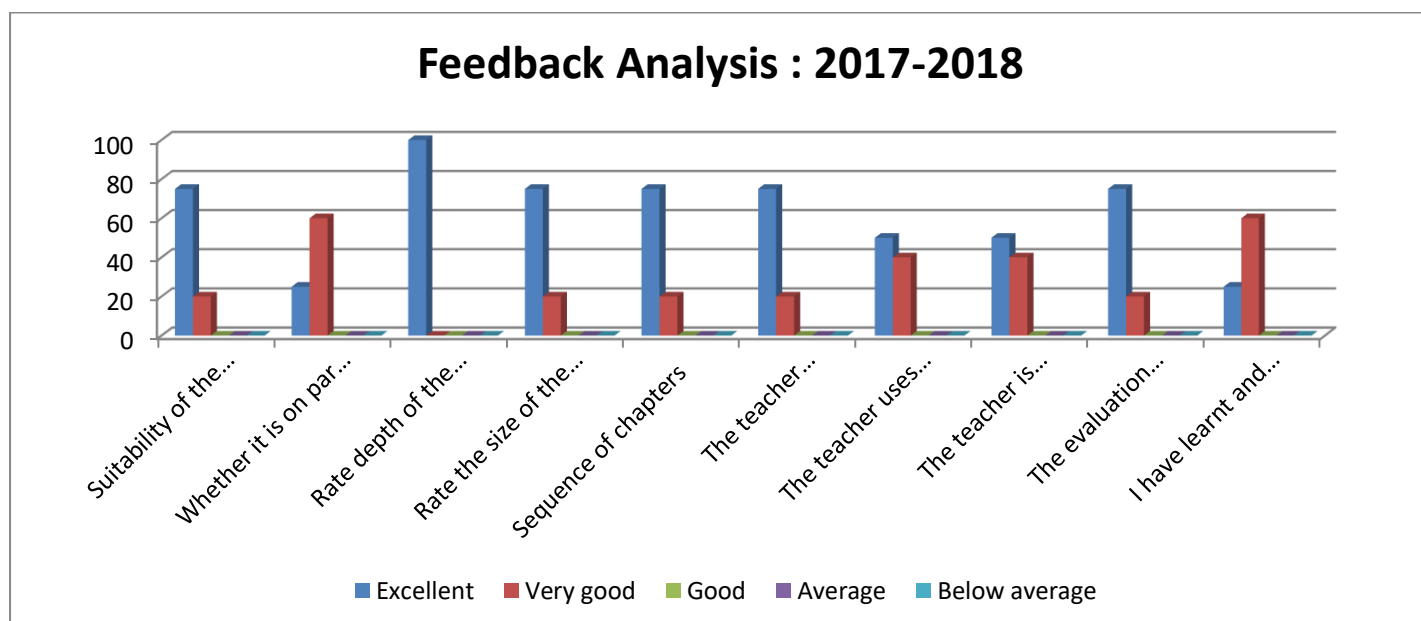
### Student's Details: (details only for internal information)

Total No. of Students	:	8
Feedback forms required	:	3
Feedback forms received	:	1

### Analysis Data :

<b>2017-2018</b>	<b>1</b>	<b>2</b>	<b>3</b>	<b>4</b>	<b>5</b>	<b>6</b>	<b>7</b>	<b>8</b>	<b>9</b>	<b>10</b>
<b>Excellent</b>	75	25	100	75	75	75	50	50	75	25
<b>Very Good</b>	20	60	0	20	20	20	40	40	20	60
<b>Good</b>	0	0	0	8	0	0	0	0	0	0
<b>Average</b>	0	0	0	0	0	0	0	0	0	0
<b>Bad</b>	0	0	0	0	0	0	0	0	0	0

Note: columns 1, 2, 3...10 of above table represents parameters used for analysis



## Academic Year: 2018-2019

### Parameters Used for Analysis:

1. Suitability of the syllabus content
2. Whether it is on par with the course title and latest trends.
3. Rate depth of the syllabus.
4. Rate the size of the syllabus in terms of load on the student.
5. Sequence of chapters.
6. The teacher encourages participation and discussion in classes & friendliness.
7. The teacher uses modern teaching aids, hand outs, suitable references power point presentation, web-resources, etc.
8. The teacher is available and accessible in the Department.
9. The evaluation process is fair and unbiased and timely.
10. I have learnt and understood the subject material/s in this course.

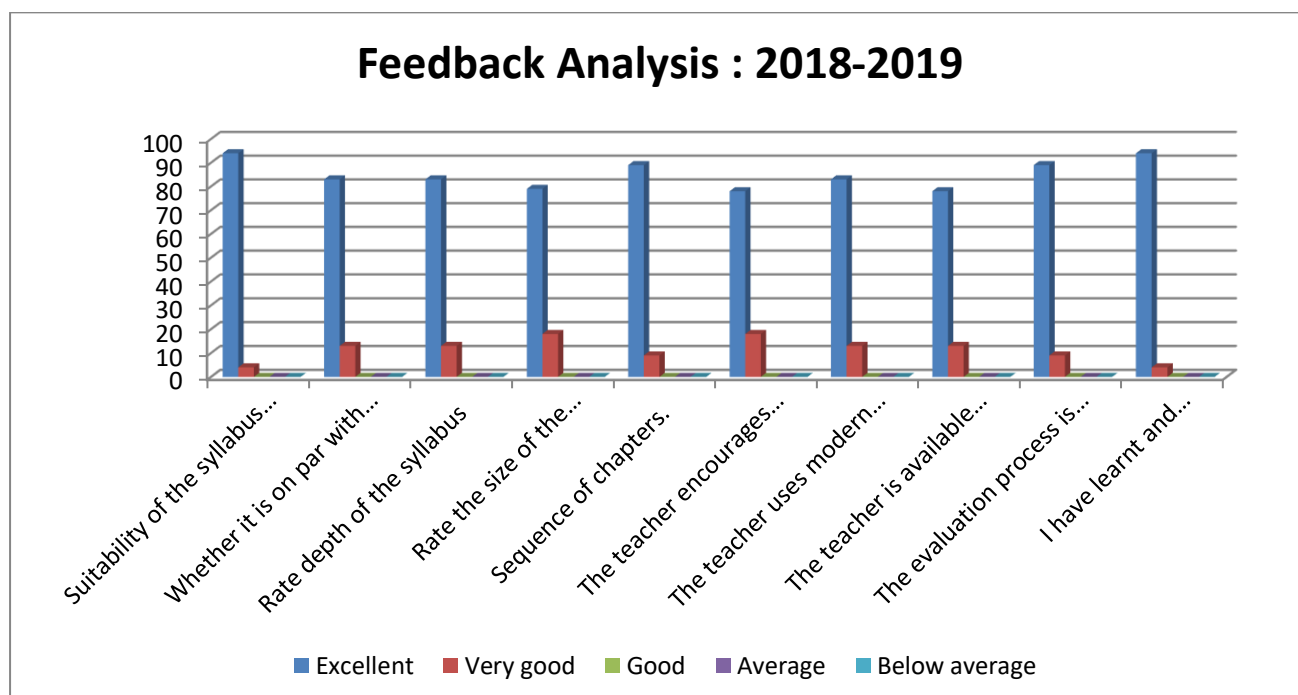
### Student's Details: (details only for internal information)

Total No. of Students	:	16
Feedback forms required	:	6
Feedback forms received	:	7

### Analysis Data :

2018-2019	1	2	3	4	5	6	7	8	9	10
<b>Excellent</b>	94	83	83	79	89	78	83	78	89	94
<b>Very Good</b>	4	13	13	18	9	18	13	13	9	4
<b>Good</b>	0	0	0	0	0	0	0	0	0	0
<b>Average</b>	0	0	0	0	0	0	0	0	0	0
<b>Bad</b>	0	0	0	0	0	0	0	0	0	0

Note: columns 1, 2, 3...10 of above table represents parameters used for analysis



## Academic Year: 2019-2020



### Parameters Used for Analysis:

1. Suitability of the syllabus content
2. Whether it is on par with the course title and latest trends.
3. Rate depth of the syllabus.
4. Rate the size of the syllabus in terms of load on the student.
5. Sequence of chapters.
6. The teacher encourages participation and discussion in classes & friendliness.
7. The teacher uses modern teaching aids, hand outs, suitable references power point presentation, web-resources, etc.
8. The teacher is available and accessible in the Department.
9. The evaluation process is fair and unbiased and timely.
10. I have learnt and understood the subject material/s in this course.

### Student's Details: (details only for internal information)

Total No. of Students : 10

Feedback forms required : 4

Feedback forms received : 1

### Analysis Data :

2019-2020	1	2	3	4	5	6	7	8	9	10
<b>Excellent</b>	100	100	100	100	94	100	94	94	94	100
<b>Very Good</b>	0	0	0	0	5	0	5	5	5	0
<b>Good</b>	0	0	0	0	0	0	0	0	0	0
<b>Average</b>	0	0	0	0	0	0	0	0	0	0
<b>Bad</b>	0	0	0	0	0	0	0	0	0	0

Note: columns 1, 2, 3...10 of above table represents parameters used for analysis

